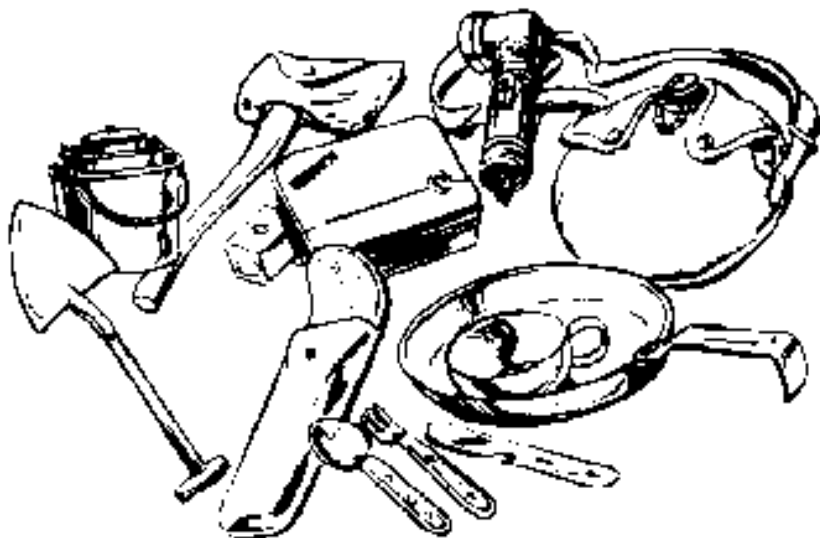


Outdoor Skills

Advanced Camping

Re-Qualification

Assessment



Outdoor Skills - Advanced Camping Re-Qualification

Name	_____				
Address	_____				
City	_____	State	_____	Zip	_____
Phone	_____	(Home)	_____	(Cell)	_____
Email	_____				
Service Community Name	_____	Troop #	_____		
Grade Level	_____	Date attended OS Advanced Training	_____		

Girl Scouts of Citrus Council's policy is that an Outdoor Skills certification is good for 5 years. After 5 years, to stay current you must re-qualify. You may re-qualify by either attending the same level of Outdoor Skills Training again, by attending the next level of Outdoor Skills training or by completing a Re-Qualification workbook. You may only re-qualify one time using the workbook method. Any of these options will re-qualify you for another 5 years.

To re-qualify using the workbook method complete the Re-Qualification workbook and return it along with \$7 to **Girl Scouts of Citrus Council, 341 North Mills Ave., Orlando, FL 32803**. After review of your workbook, you will be notified of the status. If your answers need clarification or are incomplete, you may be contacted to discuss any concerns. In some instances a telephone or in-person overview may be required to complete the process. Additional paper may be needed. If approved you will be credited for having completed the Re-Qualification and receive a certificate of competition.

The following resources may be necessary to complete the workbook:

- ✓ Outdoor Skills – Home Study workbook
- ✓ Outdoor Skills Workbook (appropriate level)
- ✓ Safety Activity Checkpoints – available online

Prerequisite: Completion of Outdoor Skills Training (appropriate level)

GENERAL INFORMATION

1. Since completing your Outdoor Skills Training, how many times have you camped with Girl Scouts within the last 5 years?

0	1 – 5	5 – 10	11 – 20	20 +

2. What grade level are the girls in your troop?

Daisy	Brownie	Junior	Cadette	Senior	Ambassador

3. How long have they been camping?

1 – 2 yrs	3 – 4 yrs	5 – 6 yrs	7 – 9 yrs	10 – 12 yrs

4. What are the responsibilities of the Outdoor Skills trained volunteer on a camping trip?

5. The Buddy System is used in Girl Scouting. Describe the procedure if someone is injured.

6. What are the guidelines for men camping with girls?

AGE-APPROPRIATE PROGRESSION

1. Is camping an important part of your troop/group(s) program? Do most girls in your troop like to go camping?

2. What part do the girls take in planning a camping trip? (i.e. location, activities, menus, supplies, transportation, budgeting, etc.)

3. What is the girl/adult partnership?

4. How will using the girl/adult partnership in planning a camping trip help prepare your girls for their future?

5. Below are 8 progressive steps to camping out, put them in order {1 – 8} with 1 being the first step.

_____ Explore Out – Take a short trip, hike, bike, etc, complete with one meal

_____ Sleep Out – Prepare and take an overnight trip, close to home

_____ Move Out – Begin learning outdoor skills, and visit an outdoor spot

_____ Cook Out – Learn how to prepare a simple meal in the out of doors

_____ Pack Out – Hike on long trails. May include pitching own tents along the trail

_____ Camp Out – Prepare and take an overnight trip further from home

_____ Look Out – Be aware of your environment

_____ Meet Out – See, listen, and enjoy nature close to the meeting place


6. How long does it take to plan a successful camping trip?

7. What types of activities were planned during your camping trip?

8. What types of camping experiences do you envision your troop/group undertaking during the next three years?

OUTDOOR COOKING

1. Make a Kaper Chart below to include Breakfast, Lunch, Dinner, and a Snack. Include the following duties: Firebuilder, Cook, Hostess, and Clean-up.

2. What type(s) of cooking methods does your troop/group use when camping?

- | | | |
|---|-----------------------------------|---|
| <input type="checkbox"/> Nosebag | <input type="checkbox"/> One Pot | <input type="checkbox"/> Dutch Oven |
| <input type="checkbox"/> Hot Water Tricks | <input type="checkbox"/> Foil | <input type="checkbox"/> Advance Stick |
| <input type="checkbox"/> Basic Stick | <input type="checkbox"/> Box Oven | <input type="checkbox"/> Advance Hot Water Tricks |
| <input type="checkbox"/> Solar | <input type="checkbox"/> Alcohol | |

What camp recipe does your troop/group typically like to prepare when camping?

3. Which of the following types of fire building has your troop/group used?

☐ Charcoal

☐ Wood

☐ Camp Stoves

Which do you use most often? Why?

4. What role do the girls in your troop/group play in lighting and tending charcoal fires and portable cook stoves?

5. You have learned how to make fire starters and use a charcoal chimney. Explain how you taught these methods to your girls and do they like using them?

6. What are some alternative fire starters?

(1) _____

(3) _____

(2) _____

(4) _____

7. What is the proper dishwashing procedure at camp? Name all the steps.

(1) _____

(5) _____

(2) _____

(6) _____

(3) _____

(7) _____

(4) _____

8. What is the proper method to dispose of dishwater?

CAMP SKILLS

1. What are the *Safety Activity Checkpoints* for building an open fire?

2. The three basic elements for a fire are?

- (1) _____ (3) _____
(2) _____

3. A wood fire needs three different kinds of fire material. Identify what they are and give a brief description of each.



_____ - _____



_____ - _____

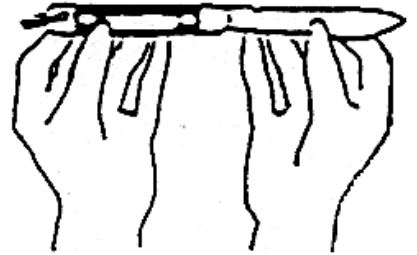


_____ - _____

4. What is the proper procedure for opening a jackknife?



5. What is the proper procedure for closing a jackknife?



6. What is the "arc of safety"?

7. What is the proper procedure for passing a jackknife?


8. The use of a jackknife is a camp skill taught to Girl Scouts. Have you taught these skills to your girls? How do the girls use these skills when camping?

9. Identify the following knots and list uses for each knot.



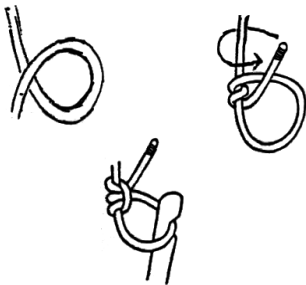
Knot _____

Uses _____



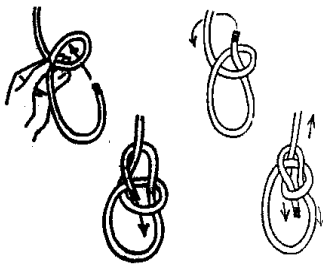
Knot _____

Uses _____



Knot _____

Uses _____



Knot _____

Uses _____

10. Do your girls know what troop/group equipment they have? How was their troop/group equipment collected?

11. Are your girls knowledgeable about dressing properly in the outdoors? How do you encourage the girls to use their bandanas and wear close-toe shoes?

12. Tents are an important part of troop/group camping equipment; what skills have you taught your girls on the care and maintenance of tent use?

13. Girl Scouts use and practice the principals of Leave No Trace. What are the 7 principles of Leave No Trace?

- (1) _____
- (2) _____
- (3) _____
- (4) _____
- (5) _____
- (6) _____
- (7) _____

14. How long does it take for the following items to decompose?

(1) Orange/Banana Peel _____

(2) Styrofoam _____

(3) Plastic Bag _____

15. Mark "T" for True or "F" for False, explain why, for the following 12 statements.

_____ Toasting sticks can be made from taking low twigs off of big bushes.

Why: _____

_____ Chewing gum is biodegradable and is OK to discard on the ground.

Why: _____

_____ If a wood fire is built, it should use only the amount of wood needed to get the job done.

Why: _____

_____ Garbage should be burned in the fire circle.

Why: _____

_____ Dishes and pots can be washed in the lake or stream.

Why: _____

_____ When hiking a trail, it is important to stay on the path and not disturb the environment.

Why: _____

_____ When shopping and packing for a campout, cost is a major concern; recycling is not a consideration.

Why: _____

_____ Making crafts and camp gadgets from recycled objects is a good use of our resources.

Why: _____

_____ Liquids in spray cans should not be used around tents and sprays containing fluorocarbons should not be used at all.

Why: _____

_____ A nice centerpiece for a camp dinner would be a bouquet of wild flowers in a recycled container.

Why: _____

_____ Lashing a table from green wood would be an effective way to teach the skill to your girls.

Why: _____

_____ Before leaving, ensure that all trash is properly bagged and left at the site for pick up.

Why: _____

SITE USAGE

1. At what Girl Scouts of Citrus Council Program Center have you camped during the past five years?

☐ Mah-Kah-Wee ☐ Riverpoint ☐ Celia Lane ☐ Melbourne

☐ Pine Castle ☐ Eustis

☐ Have not camped at GSCC Program Centers. If check; why?

2. Has your troop/group camped anywhere other than GSCC campsites during the past five years? If yes, where have you camped?

3. What season(s) of the year has your troop/group camped?

☐ Spring ☐ Summer ☐ Fall ☐ Winter

Which season is most preferred? Least?

4. What type of lodging was used?

☐ Cabins ☐ Platform Tents ☐ Ground Tents ☐ Other (describe)

Which is most preferred? Least?

5. Can your girls set up a tent independently or do they need help from an adult? How did you teach them?

6. What type of overnight camping experience has your troop/group experienced? Give a description of each that applies:

☐ Troop/group camping experience

☐ Sister Troop/group camping experience (more than one troop/group)

☐ Service Community camping experience (camporee)

☐ Council camping experience

OUTDOOR ACTIVITIES AND CEREMONIES

1. The council program centers have an environmental patch that relates to the program center. Match the council program center with the environmental patch.

_____ Celia Lane Little House	a. Bella the Bat
_____ Eustic Scout House	b. Amanda
_____ Melbourne Scout House	c. Minerva
_____ Riverpoint	d. Eleanor
_____ Mah-Kah-Wee	e. Beatrice
_____ Pine Castle Scout House	f. Bertha the Bear

2. Name 2 specific program ideas in each category that the girls might want to consider as they are deciding what they want to do on a troop/group campout.

Games	Hike	Ceremonies	Rainy Day

3. Do the girls plan the campfire program? List some of the campfire activities.

4. What type(s) of outdoor ceremonies have your girls held during a camping experience?

- ☐ Flag Ceremonies
 ☐ Campfire Ceremonies
☐ Girl Scouts' Own
 ☐ Flag Retirement Ceremony
☐ Others _____

RESOURCES AND CONTINUING EDUCATION

1. Which of these resources has your troop/group used?

- ☐ www.citrus-gs.org
- ☐ Outdoor Skills training workbooks
- ☐ GSCC Environmental Patch Program
- ☐ Outdoor activities and earned awards from Girl Scout Journey books
- ☐ *Outdoor Education in Girl Scouting*

Has your troop/group used any other outdoor or environmental education resources not listed above? If so, please list?

2. Do you have a copy of the GSUSA publication, *Outdoor Education in Girl Scouting*?
If so, how do you use this resource with your girls?

3. Please list any training you have taken during the last 5 years related to outdoor skills, environmental education, etc. This may include Service Community or Council sponsored workshops, community adult education events, and workshops sponsored by other organizations.

Workshop

Sponsoring Organization

Date Taken
